












- a. SilentTouch® - elastic special film
- b. AquaSafe special board
- c. Backing for shape stability

Tests	DIN/EN standard	Design flooring Classic DD 75
-------	-----------------	-------------------------------






**General data on product composition**

Type of covering:	Semi-rigid multi-layer flooring panel with an abrasion-resistant decorative top layer	
Total thickness:	approx. 5mm	
Effective measurement: (length × width)	1290 x 194mm	
Product structure:	a. SilentTouch® - elastic special film b. Wood fibre board c. Backing	

**Technical data**

Locking method:	Multiclic	
 Wear class:	ISO 10 874	23   32
		
 Wear resistance:	EN 15 468 (procedure B)	IP ≥ 3,000 U
 Impact resistance:	EN 13 329 (appendix F)	≥ 1200mm
 Stain resistance:	EN 438-2/25	Group 1: grade 5 Group 2: grade 5 Group 3: grade 4
		Coloured rubber, natural rubber or plastic glides and castors as well as dark car, bike or equipment tyres may possibly cause discolouration on flooring. Please only use light, non-migrating furniture glides, castors or tyres, if possible.
 Colour fastness:	EN ISO 105	≥ stage 6 on the blue wool scale
 Fire behaviour:	EN 13 501	C <sub>fl</sub> -s1 (hardly flammable)
 Slip resistance:	EN 14 041 / 13 893	DS
 Formaldehyde emissions (E1 = 0.1 ppm):	EN 717-1	≤ 0.05 ppm

## Technical data

	Indent after constant load:	EN 433	no visible changes
	Castor resistance:	EN 425	no visible changes or damage with soft, standard castors
	Behaviour on simulation of shifting furniture foot:	EN 424	no visible damage
	Underfloor heating:		Suitable for hot-water underfloor heating Electrical underfloor heating is generally suitable when it is built into the floor screed or the concrete layer and thus does not lie on the concrete layer as foil heating. The heating elements   pipes   wires must lie across the entire area and not just be partly present. If the area is only partially heated, the floor covering must have expansion joints (system profile strips). The maximum permitted surface temperature is 29°C. Standard foil heating systems are generally not recommended. One exception is self-regulating heating systems which maintain the 29°C surface temperature.
	Heat transfer resistance:	EN 12 667	with MEISTER-Silence 15 DB: 0.05 m² K/W
	Footfall noise reduction:	DIN EN ISO 10140-3	with MEISTER-Silence 15 DB: 17 dB
	Antislip:	DIN 51 130 BGR 181	R9

## Tolerances

	Right-angle of the elements:	EN 16 511	target values met
	Determination of edge straightness:	EN 16 511	target values met
	Surface flushness:	EN 16 511	target values met
	Joint opening between the elements:	EN 16 511	target values met

## General data on environment, installation and care

	Blue Angel:	RAL-UZ 176	awarded
	Disposal:		Residual pieces can be disposed of in household refuse (e.g. thermal treatment) Dispose large quantities according to municipal provisions (e.g. disposal to recycling centres) An energetic utilization in authorized plants is recommended.
	Cleaning and care:		Cleaning after completion of construction work: CC PU Cleaner Day-to-day cleaning: CC PU Cleaner Freshening care: CC Floor Mat
	Areas of application:		The flooring DD 75 Classic is ideal for all dry living areas as well as for commercial areas with normal wear, e. g. offices, waiting rooms, boutiques. This flooring is not suitable for installing in damp rooms (bathrooms, saunas etc.). Special requirements apply to treatment rooms and medical practices.
	Preconditions for installation:	DIN 18 365	The substrates must be ready for laying on according to the generally recognised rules of the trade, taking into account VOB (German construction contract procedures), part C DIN 18 365 "parquetry work". The substrate must be dry (in the case of mineral substrates max. 2% or with underfloor heating 1.8 %, with anhydrite screed max. 0.5% or with underfloor heating 0.3 % residual moisture – measured with CM devices), even, firm and clean. Additionally, any unevenness of 3mm/ per initial metre and 2mm per further metre must be evened out according to DIN 18 202, table 3, line 4. The installation instructions provided with the product must be observed. For the installation an insulating underlay with a pressure stability of > 60 kPa (CS-value) and a special 5mm tapping block are necessary.



**SilentTouch®**  
Made under license from ParChem Systems, Inc. Patented

MeisterWerke Schulte GmbH reserves the right to make alterations to material and structures when this serves to improve the quality.